

# CLADDING

## Linear

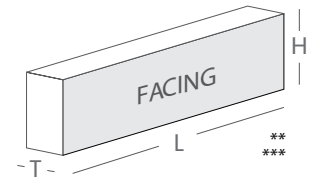

Vadodara

Jay Jalaram Brick Works

Cladding  
Traditional Linear

# CTL60

## LINEAR RED



L 325 H 50 T 23 MM

**\*Specifications:**

Weight: 1 Kg

Water absorption: < 14%

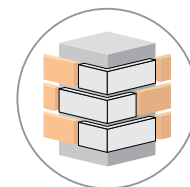
**Coverage per sq.ft.  
(10mm joint):**

1 sq. ft. - 4.6 pcs.

1 sq. m. - 49 pcs.

**Corner Consumption:**

Per Running Sq. Ft. - 5 pcs.



Corner Available

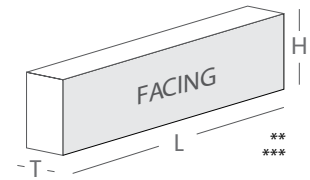
\*Specifications are indicative, buyers are requested to undertake tests in accredited laboratories to verify suitability of bricks for particular application.

\*\*Individual bricks may vary dimensionally this is natural characteristic of fired clay products and is catered for in relevant Indian Standard.

\*\*\*Dimensions are subject to change without prior notice, before ordering/designing buyers are encouraged to inquire about prevailing sizes and quantities available.

# Cladding Traditional Linear

## CTL62 LINEAR YORK BLEND



L 330 H 50 T 23 MM

**\*Specifications:**

Weight: 1 Kg

Water absorption: < 14%

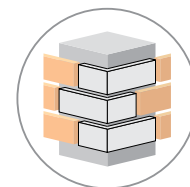
**Coverage per sq.ft.  
(10mm joint):**

1 sq. ft. - 4.6 pcs.

1 sq. m. - 49 pcs.

**Corner Consumption:**

Per Running Sq. Ft. - 5 pcs.



Corner Available

\*Specifications are indicative, buyers are requested to undertake tests in accredited laboratories to verify suitability of bricks for particular application.

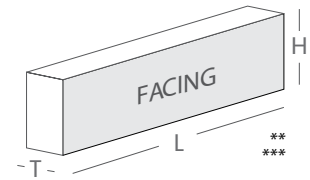

\*\*Individual bricks may vary dimensionally this is natural characteristic of fired clay products and is catered for in relevant Indian Standard.

\*\*\*Dimensions are subject to change without prior notice, before ordering/designing buyers are encouraged to inquire about prevailing sizes and quantities available.

Cladding  
Traditional Linear

# CTL63

## LINEAR CAMBRIDGE BUFF



L 330 H 50 T 23 MM

**\*Specifications:**

Weight: 1 Kg

Water absorption: < 18%

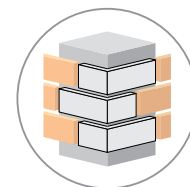
**Coverage per sq.ft.  
(10mm joint):**

1 sq. ft. - 4.6 pcs.

1 sq. m. - 49 pcs.

**Corner Consumption:**

Per Running Sq. Ft. - 5 pcs.



Corner Available

\*Specifications are indicative, buyers are requested to undertake tests in accredited laboratories to verify suitability of bricks for particular application.

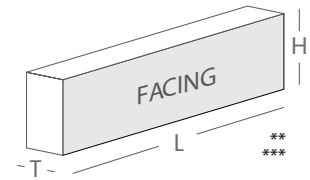
\*\*Individual bricks may vary dimensionally this is natural characteristic of fired clay products and is catered for in relevant Indian Standard.

\*\*\*Dimensions are subject to change without prior notice, before ordering/designing buyers are encouraged to inquire about prevailing sizes and quantities available.

Cladding  
Traditional Linear

# CTL64

## LINEAR FARMHOUSE BLEND



L 330 H 50 T 23 MM

**\*Specifications:**

Weight: 1 Kg

Water absorption: < 14%

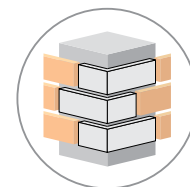
**Coverage per sq.ft.  
(10mm joint):**

1 sq. ft. - 4.6 pcs.

1 sq. m. - 49 pcs.

**Corner Consumption:**

Per Running Sq. Ft. - 5 pcs.



Corner Available

\*Specifications are indicative, buyers are requested to undertake tests in accredited laboratories to verify suitability of bricks for particular application.

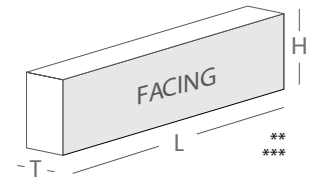

\*\*Individual bricks may vary dimensionally this is natural characteristic of fired clay products and is catered for in relevant Indian Standard.

\*\*\*Dimensions are subject to change without prior notice, before ordering/designing buyers are encouraged to inquire about prevailing sizes and quantities available.

Cladding  
Traditional Linear

# CTL6064

## BRIGHTON EMBER BLEND



L 330 H 50 T 23 MM

**\*Specifications:**

Weight: 1 Kg

Water absorption: < 14%

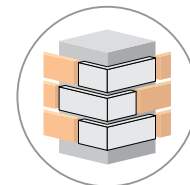
**Coverage per sq.ft.  
(10mm joint):**

1 sq. ft. - 4.6 pcs.

1 sq. m. - 49 pcs.

**Corner Consumption:**

Per Running Sq. Ft. - 5 pcs.



Corner Available

\*Specifications are indicative, buyers are requested to undertake tests in accredited laboratories to verify suitability of bricks for particular application.

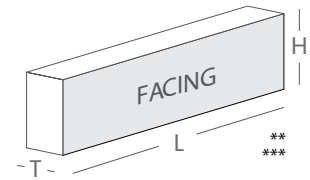

\*\*Individual bricks may vary dimensionally this is natural characteristic of fired clay products and is catered for in relevant Indian Standard.

\*\*\*Dimensions are subject to change without prior notice, before ordering/designing buyers are encouraged to inquire about prevailing sizes and quantities available.

Cladding  
Traditional Linear

# CTL67s

## LINEAR VINCENT YELLOW



L 330 H 50 T 23 MM

**\*Specifications:**

Weight: 1 Kg

Water absorption: < 20%

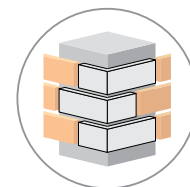
**Coverage per sq.ft.  
(10mm joint):**

1 sq. ft. - 4.6 pcs.

1 sq. m. - 49 pcs.

**Corner Consumption:**

Per Running Sq. Ft. - 5 pcs.



Corner Available

\*Specifications are indicative, buyers are requested to undertake tests in accredited laboratories to verify suitability of bricks for particular application.

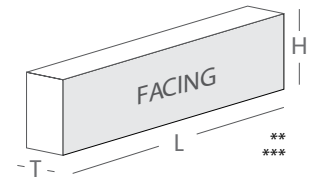
\*\*Individual bricks may vary dimensionally this is natural characteristic of fired clay products and is catered for in relevant Indian Standard.

\*\*\*Dimensions are subject to change without prior notice, before ordering/designing buyers are encouraged to inquire about prevailing sizes and quantities available.

Cladding  
Traditional Linear

# CTL67w

## SOUTHAMPTON YELLOW LINEAR



L 330 H 50 T 23 MM

**\*Specifications:**

Weight: 1 Kg

Water absorption: < 20%

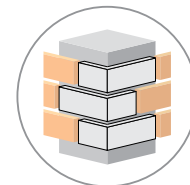
**Coverage per sq.ft.  
(10mm joint):**

1 sq. ft. - 4.6 pcs.

1 sq. m. - 49 pcs.

**Corner Consumption:**

Per Running Sq. Ft. - 5 pcs.



Corner Available

\*Specifications are indicative, buyers are requested to undertake tests in accredited laboratories to verify suitability of bricks for particular application.

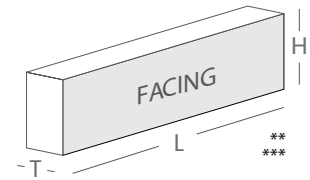
\*\*Individual bricks may vary dimensionally this is natural characteristic of fired clay products and is catered for in relevant Indian Standard.

\*\*\*Dimensions are subject to change without prior notice, before ordering/designing buyers are encouraged to inquire about prevailing sizes and quantities available.

# Cladding Traditional Linear

# CTL68

## LINEAR BRAMPTON BROWN



L 330 H 50 T 23 MM

**\*Specifications:**

Weight: 1 Kg

Water absorption: < 14%

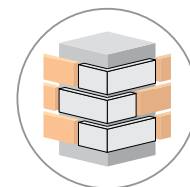
**Coverage per sq.ft.  
(10mm joint):**

1 sq. ft. - 4.6 pcs.

1 sq. m. - 49 pcs.

**Corner Consumption:**

Per Running Sq. Ft. - 5 pcs.



Corner Available

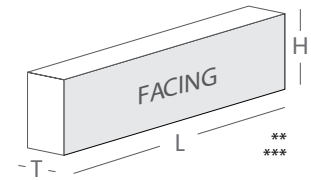
\*Specifications are indicative, buyers are requested to undertake tests in accredited laboratories to verify suitability of bricks for particular application.

\*\*Individual bricks may vary dimensionally this is natural characteristic of fired clay products and is catered for in relevant Indian Standard.

\*\*\*Dimensions are subject to change without prior notice, before ordering/designing buyers are encouraged to inquire about prevailing sizes and quantities available.

# Cladding Traditional Linear

## CTL69 LINEAR PHOENIX GREY



L 330 H 50 T 23 MM

**\*Specifications:**

Weight: 1 Kg

Water absorption: < 16%

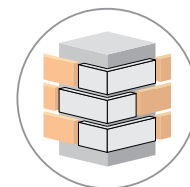
**Coverage per sq.ft.  
(10mm joint):**

1 sq. ft. - 4.6 pcs.

1 sq. m. - 49 pcs.

**Corner Consumption:**

Per Running Sq. Ft. - 5 pcs.



Corner Available

\*Specifications are indicative, buyers are requested to undertake tests in accredited laboratories to verify suitability of bricks for particular application.

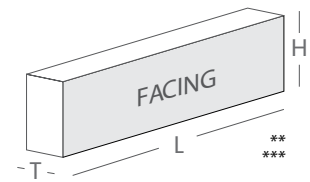
\*\*Individual bricks may vary dimensionally this is natural characteristic of fired clay products and is catered for in relevant Indian Standard.

\*\*\*Dimensions are subject to change without prior notice, before ordering/designing buyers are encouraged to inquire about prevailing sizes and quantities available.

Cladding  
Traditional Linear

# CTL70

## LINEAR GRAPHITE



L 330 H 50 T 23 MM

**\*Specifications:**

Weight: 1 Kg

Water absorption: < 14%

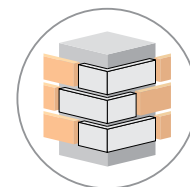
**Coverage per sq.ft.  
(10mm joint):**

1 sq. ft. - 4.6 pcs.

1 sq. m. - 49 pcs.

**Corner Consumption:**

Per Running Sq. Ft. - 5 pcs.



Corner Available

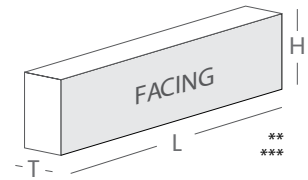

\*Specifications are indicative, buyers are requested to undertake tests in accredited laboratories to verify suitability of bricks for particular application.

\*\*Individual bricks may vary dimensionally this is natural characteristic of fired clay products and is catered for in relevant Indian Standard.

\*\*\*Dimensions are subject to change without prior notice, before ordering/designing buyers are encouraged to inquire about prevailing sizes and quantities available.

# Cladding Traditional Linear

# CTL71 LINEAR LHASA WHITE



L 330 H 50 T 23 MM

**\*Specifications:**

Weight: 1 Kg

Water absorption: < 14%

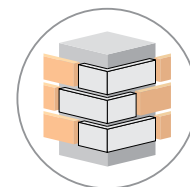
**Coverage per sq.ft.  
(10mm joint):**

1 sq. ft. - 4.6 pcs.

1 sq. m. - 49 pcs.

**Corner Consumption:**

Per Running Sq. Ft. - 5 pcs.



Corner Available

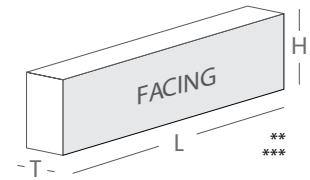

\*Specifications are indicative, buyers are requested to undertake tests in accredited laboratories to verify suitability of bricks for particular application.

\*\*Individual bricks may vary dimensionally this is natural characteristic of fired clay products and is catered for in relevant Indian Standard.

\*\*\*Dimensions are subject to change without prior notice, before ordering/designing buyers are encouraged to inquire about prevailing sizes and quantities available.

# Cladding Traditional Linear

# CTL72 LINEAR MANCHESTER RED



L 330 H 50 T 23 MM

**\*Specifications:**

Weight: 1 Kg

Water absorption: < 16%

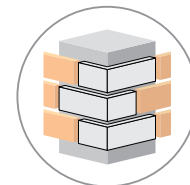
**Coverage per sq.ft.  
(10mm joint):**

1 sq. ft. - 4.6 pcs.

1 sq. m. - 49 pcs.

**Corner Consumption:**

Per Running Sq. Ft. - 5 pcs.



Corner Available

\*Specifications are indicative, buyers are requested to undertake tests in accredited laboratories to verify suitability of bricks for particular application.

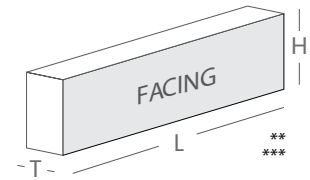

\*\*Individual bricks may vary dimensionally this is natural characteristic of fired clay products and is catered for in relevant Indian Standard.

\*\*\*Dimensions are subject to change without prior notice, before ordering/designing buyers are encouraged to inquire about prevailing sizes and quantities available.

Cladding  
Traditional Linear

# CTL73

## LINEAR ASHDOWN MULTI



L 330 H 50 T 23 MM

**\*Specifications:**

Weight: 1 Kg

Water absorption: < 16%

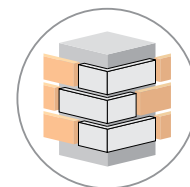
**Coverage per sq.ft.  
(10mm joint):**

1 sq. ft. - 4.6 pcs.

1 sq. m. - 49 pcs.

**Corner Consumption:**

Per Running Sq. Ft. - 5 pcs.



Corner Available

\*Specifications are indicative, buyers are requested to undertake tests in accredited laboratories to verify suitability of bricks for particular application.

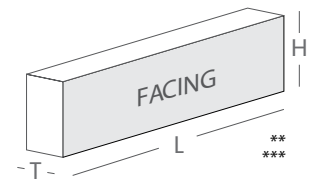

\*\*Individual bricks may vary dimensionally this is natural characteristic of fired clay products and is catered for in relevant Indian Standard.

\*\*\*Dimensions are subject to change without prior notice, before ordering/designing buyers are encouraged to inquire about prevailing sizes and quantities available.

Cladding  
Traditional Linear

# CTL7369

## NEW YORK LINEAR GREY



L 330 H 50 T 23 MM

**\*Specifications:**

Weight: 1 Kg

Water absorption: < 16%

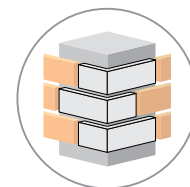
**Coverage per sq.ft.  
(10mm joint):**

1 sq. ft. - 4.6 pcs.

1 sq. m. - 49 pcs.

**Corner Consumption:**

Per Running Sq. Ft. - 5 pcs.



Corner Available

\*Specifications are indicative, buyers are requested to undertake tests in accredited laboratories to verify suitability of bricks for particular application.

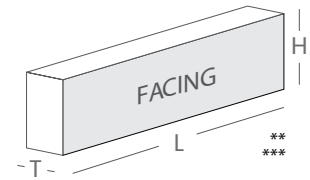
\*\*Individual bricks may vary dimensionally this is natural characteristic of fired clay products and is catered for in relevant Indian Standard.

\*\*\*Dimensions are subject to change without prior notice, before ordering/designing buyers are encouraged to inquire about prevailing sizes and quantities available.

Cladding  
Traditional Linear

# CTL74

## WEATHERED VINCENT LINEAR



L 330 H 50 T 23 MM

**\*Specifications:**

Weight: 1 Kg

Water absorption: < 20%

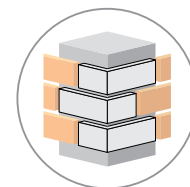
**Coverage per sq.ft.  
(10mm joint):**

1 sq. ft. - 4.6 pcs.

1 sq. m. - 49 pcs.

**Corner Consumption:**

Per Running Sq. Ft. - 5 pcs.



Corner Available

\*Specifications are indicative, buyers are requested to undertake tests in accredited laboratories to verify suitability of bricks for particular application.

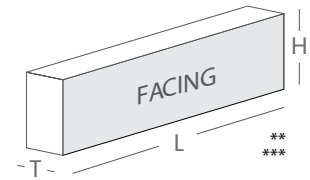

\*\*Individual bricks may vary dimensionally this is natural characteristic of fired clay products and is catered for in relevant Indian Standard.

\*\*\*Dimensions are subject to change without prior notice, before ordering/designing buyers are encouraged to inquire about prevailing sizes and quantities available.

# Cladding Traditional Linear

# CTL77

## NEW HAMPSHIRE BROWN LINEAR



L 330 H 50 T 23 MM

**\*Specifications:**

Weight: 1 Kg

Water absorption: < 14%

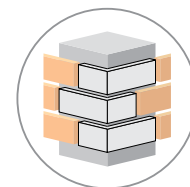
**Coverage per sq.ft.  
(10mm joint):**

1 sq. ft. - 4.6 pcs.

1 sq. m. - 49 pcs.

**Corner Consumption:**

Per Running Sq. Ft. - 5 pcs.



Corner Available

\*Specifications are indicative, buyers are requested to undertake tests in accredited laboratories to verify suitability of bricks for particular application.

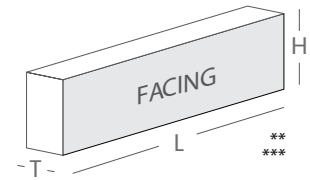
\*\*Individual bricks may vary dimensionally this is natural characteristic of fired clay products and is catered for in relevant Indian Standard.

\*\*\*Dimensions are subject to change without prior notice, before ordering/designing buyers are encouraged to inquire about prevailing sizes and quantities available.

Cladding  
Traditional Linear

# CTL78

## SYDNEY GREY LINEAR



L 330 H 50 T 23 MM

**\*Specifications:**

Weight: 1 Kg

Water absorption: < 16%

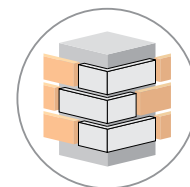
**Coverage per sq.ft.  
(10mm joint):**

1 sq. ft. - 4.6 pcs.

1 sq. m. - 49 pcs.

**Corner Consumption:**

Per Running Sq. Ft. - 5 pcs.



Corner Available

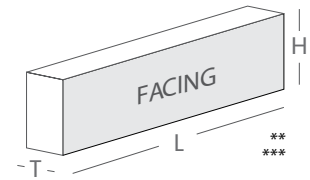
\*Specifications are indicative, buyers are requested to undertake tests in accredited laboratories to verify suitability of bricks for particular application.

\*\*Individual bricks may vary dimensionally this is natural characteristic of fired clay products and is catered for in relevant Indian Standard.

\*\*\*Dimensions are subject to change without prior notice, before ordering/designing buyers are encouraged to inquire about prevailing sizes and quantities available.

# Cladding Traditional Linear

## CTL79 DERBY YELLOW LINEAR



L 330 H 50 T 23 MM

**\*Specifications:**

Weight: 1 Kg

Water absorption: < 20%

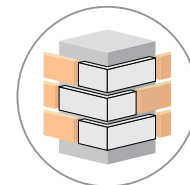
**Coverage per sq.ft.  
(10mm joint):**

1 sq. ft. - 4.6 pcs.

1 sq. m. - 49 pcs.

**Corner Consumption:**

Per Running Sq. Ft. - 5 pcs.



Corner Available

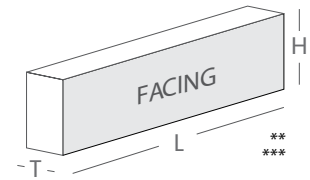

\*Specifications are indicative, buyers are requested to undertake tests in accredited laboratories to verify suitability of bricks for particular application.

\*\*Individual bricks may vary dimensionally this is natural characteristic of fired clay products and is catered for in relevant Indian Standard.

\*\*\*Dimensions are subject to change without prior notice, before ordering/designing buyers are encouraged to inquire about prevailing sizes and quantities available.

# Cladding Traditional Linear

## CTL80 BERLIN LINEAR RED



L 330 H 50 T 23 MM

**\*Specifications:**

Weight: 1 Kg

Water absorption: < 14%

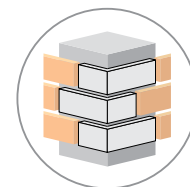
**Coverage per sq.ft.  
(10mm joint):**

1 sq. ft. - 4.6 pcs.

1 sq. m. - 49 pcs.

**Corner Consumption:**

Per Running Sq. Ft. - 5 pcs.



Corner Available

\*Specifications are indicative, buyers are requested to undertake tests in accredited laboratories to verify suitability of bricks for particular application.

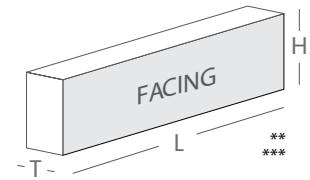

\*\*Individual bricks may vary dimensionally this is natural characteristic of fired clay products and is catered for in relevant Indian Standard.

\*\*\*Dimensions are subject to change without prior notice, before ordering/designing buyers are encouraged to inquire about prevailing sizes and quantities available.

Cladding  
Traditional Linear

# CTL501

## ROYAL RED ROMAN MAGNUM



L 550 H 50 T 30 MM

**\*Specifications:**

Weight: 1.7 Kg

Water absorption: < 14%

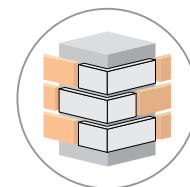
**Coverage per sq.ft.  
(10mm joint):**

1 sq. ft. - 2.8 pcs.

1 sq. m. - 30 pcs.

**Corner Consumption:**

Per Running Sq. Ft. - 5 pcs.



Corner Available

\*Specifications are indicative, buyers are requested to undertake tests in accredited laboratories to verify suitability of bricks for particular application.

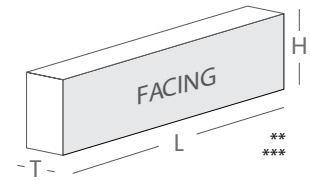

\*\*Individual bricks may vary dimensionally this is natural characteristic of fired clay products and is catered for in relevant Indian Standard.

\*\*\*Dimensions are subject to change without prior notice, before ordering/designing buyers are encouraged to inquire about prevailing sizes and quantities available.

Cladding  
Traditional Linear

# CTL502

## COLOSSEUM ROMAN MAGNUM



L 550 H 50 T 30 MM

**\*Specifications:**

Weight: 1.7 Kg

Water absorption: < 20%

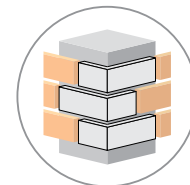
**Coverage per sq.ft.  
(10mm joint):**

1 sq. ft. - 2.8 pcs.

1 sq. m. - 30 pcs.

**Corner Consumption:**

Per Running Sq. Ft. - 5 pcs.



Corner Available

\*Specifications are indicative, buyers are requested to undertake tests in accredited laboratories to verify suitability of bricks for particular application.

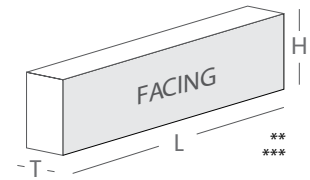
\*\*Individual bricks may vary dimensionally this is natural characteristic of fired clay products and is catered for in relevant Indian Standard.

\*\*\*Dimensions are subject to change without prior notice, before ordering/designing buyers are encouraged to inquire about prevailing sizes and quantities available.

Cladding  
Traditional Linear

# CTL503

## VENICE ROMAN MAGNUM



L 550 H 50 T 30 MM

**\*Specifications:**

Weight: 1.7 Kg

Water absorption: < 20%

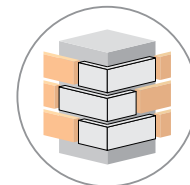
**Coverage per sq.ft.  
(10mm joint):**

1 sq. ft. - 2.8 pcs.

1 sq. m. - 30 pcs.

**Corner Consumption:**

Per Running Sq. Ft. - 5 pcs.



Corner Available

\*Specifications are indicative, buyers are requested to undertake tests in accredited laboratories to verify suitability of bricks for particular application.

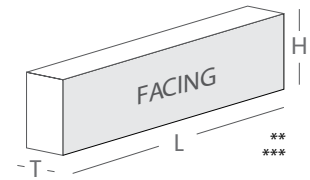
\*\*Individual bricks may vary dimensionally this is natural characteristic of fired clay products and is catered for in relevant Indian Standard.

\*\*\*Dimensions are subject to change without prior notice, before ordering/designing buyers are encouraged to inquire about prevailing sizes and quantities available.

Cladding  
Traditional Linear

# CTL504

## GREENWOOD ROMAN MAGNUM



L 550 H 50 T 30 MM

**\*Specifications:**

Weight: 1.7 Kg

Water absorption: < 20%

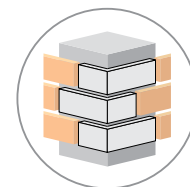
**Coverage per sq.ft.  
(10mm joint):**

1 sq. ft. - 2.8 pcs.

1 sq. m. - 30 pcs.

**Corner Consumption:**

Per Running Sq. Ft. - 5 pcs.



Corner Available

\*Specifications are indicative, buyers are requested to undertake tests in accredited laboratories to verify suitability of bricks for particular application.

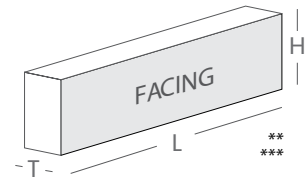
\*\*Individual bricks may vary dimensionally this is natural characteristic of fired clay products and is catered for in relevant Indian Standard.

\*\*\*Dimensions are subject to change without prior notice, before ordering/designing buyers are encouraged to inquire about prevailing sizes and quantities available.

Cladding  
Traditional Linear

# CTL63G

## STANLEY GREY LINEAR



L 330 H 50 T 23 MM

**\*Specifications:**

Weight: 1 Kg

Water absorption: < 16%

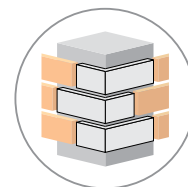
**Coverage per sq.ft.  
(10mm joint):**

1 sq. ft. - 4.6 pcs.

1 sq. m. - 49 pcs.

**Corner Consumption:**

Per Running Sq. Ft. - 5 pcs.



Corner Available

\*Specifications are indicative, buyers are requested to undertake tests in accredited laboratories to verify suitability of bricks for particular application.

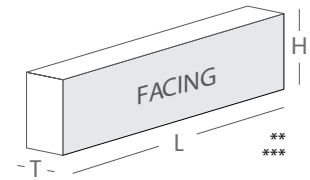
\*\*Individual bricks may vary dimensionally this is natural characteristic of fired clay products and is catered for in relevant Indian Standard.

\*\*\*Dimensions are subject to change without prior notice, before ordering/designing buyers are encouraged to inquire about prevailing sizes and quantities available.

Cladding  
Traditional Linear

# CTL501G

ROYAL GREY ROMAN MAGNUM



L 550 H 50 T 30 MM

**\*Specifications:**

Weight: 1 Kg

Water absorption: < 16%

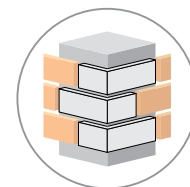
**Coverage per sq.ft.  
(10mm joint):**

1 sq. ft. - 4.6 pcs.

1 sq. m. - 49 pcs.

**Corner Consumption:**

Per Running Sq. Ft. - 5 pcs.



Corner Available

\*Specifications are indicative, buyers are requested to undertake tests in accredited laboratories to verify suitability of bricks for particular application.

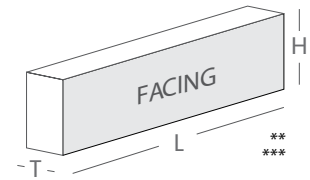
\*\*Individual bricks may vary dimensionally this is natural characteristic of fired clay products and is catered for in relevant Indian Standard.

\*\*\*Dimensions are subject to change without prior notice, before ordering/designing buyers are encouraged to inquire about prevailing sizes and quantities available.

Cladding  
Traditional Linear

# CTL64RT

## BURNT WOOD LINEAR



L 330 H 50 T 23 MM

**\*Specifications:**

Weight: 1 Kg

Water absorption: < 16%

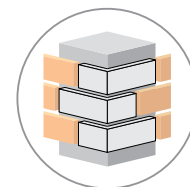
**Coverage per sq.ft.  
(10mm joint):**

1 sq. ft. - 4.6 pcs.

1 sq. m. - 49 pcs.

**Corner Consumption:**

Per Running Sq. Ft. - 5 pcs.



Corner Available

\*Specifications are indicative, buyers are requested to undertake tests in accredited laboratories to verify suitability of bricks for particular application.

\*\*Individual bricks may vary dimensionally this is natural characteristic of fired clay products and is catered for in relevant Indian Standard.

\*\*\*Dimensions are subject to change without prior notice, before ordering/designing buyers are encouraged to inquire about prevailing sizes and quantities available.

# Brick Experience Gallery

The Brick Store Vadodara



Discuss Ideas

---


Collaborate on Plans

---

Explore India's widest  
range of Facing Bricks



It's all about Bricks



**The Brick Store - Vadodara**

Jay Jalaram Brick Works, 3rd / 4th Floor, MSA House, GIPCL Circle,  
Sama Vadodara, Gujarat - 390008

Cell: +91 93283 81220/ +91 70690 06101 Email: sales@jjb.co.in

---

**Brick Factory**

Jay Jalaram Brick Works, Near Main RTO Office, Godhra, Gujarat - 389001

Cell: +91 75709 75709/ +91 70690 06101 Email: sales@jjb.co.in

---

[www.thebrickstore.in](http://www.thebrickstore.in)

Godhra • Vadodara • Ahmedabad • Ludhiana • Pune • Rajkot • Nashik • Hyderabad • Surat • Kolkata • UK • Australia  
**Upcoming Stores:** Mumbai, Delhi, Chennai, Indore & Bengaluru